



Reusche Colors

Replacement Colors

Profile:

Glass enamels, exhibiting high gloss.

Firing Temperature:

1120-1160°F (600-630C) Firing cycles are dependent on the type of thickness of the glass, size and type of kiln, kiln load, lehr and belt speed.

Mixibility:



All colors within the range are fully intermixable. However, we recommend running pre-production tests to verify color stability.

Application:

Supplied as powder or pastes for screen printing, either hot or cold, and spraying.

Health & Safety:












For detailed Health and Safety requirements consult the appropriate Material Safety Data Sheets.

	These colors contain lead and/or cadmium. Do not use on food bearing surfaces, toys or children's items.
	Dishwasher durability is high.

Reusche Colors

Replacement Colors




Recommended Firing Temperature 1120-1160F

Product Number	Description	Color Swatch
61R012	White	N/A
61R013	Vivid White	N/A
65R042	Blue Red	
65R508	Deep Ruby	
62R514	Tangerine	
65R043	Pagoda Red	
62R022	Limelight Yellow	
62R023	Sunlight	
63R064	Grass Green	
63R059	Forest Green	
63R057	Green	
63R508	Kentucky Blue	
64R049	Spruce Blue	
64R045	Soldier Blue	
64R046	Blue	

Reusche Colors

Replacement Colors

Recommended Firing Temperature 1120-1160F

Product Number	Description	Color Swatch
66R040	Chocolate Brown	
66R041	Chocolate Brown	
67R014	Midnight Black	
67R008	Black	