



Reusche Colors

Enamel Series

Profile:

Semi Gloss, Translucent

Firing Temperature:

1050-1080°F (566-582C) Firing cycles may vary based on kiln size, load size, substrate, etc.

Mixibility:

All colors within the range are fully intermixable, Testing recommended.

Application:

Supplied as powder or pastes for screen printing, either hot or cold, and for hand painting.

Health & Safety:

For detailed Health and Safety requirements consult the appropriate Material Safety Data Sheets.



These colors contain lead and/or cadmium. Do not use on food bearing surfaces, toys or children's items.

Reusche Colors

Enamel Series















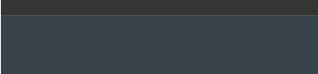

Recommended Firing Temperature 1050-1080F

Product Number	Description	Color Swatch
D2879	Soft Flux	N/A
D2070	Satin White	N/A
D2788	Satin Etch	N/A
D2617	White	N/A
D20129	Matt White	N/A
DX603	White	N/A
DX660	White	N/A
1298A	Ruby	
1326A	Flesh Tint	
D2872	Blood Red	
D2873	Bright Red	
D2864	Dark Orange	
D2862	Canary Yellow	
D2863	Jonquil Yellow	
D2881	Leaf Green	
D2866	Empire Green	

Reusche Colors

Enamel Series

Recommended Firing Temperature 1050-1080F

Product Number	Description	Color Swatch
D2883	Chrome Green	
D2869	Holland Blue	
D2870	Resolute Blue	
1091	Transp. Blue 2	
1090	Transp. Blue 1	
1081B	Flash Blue	
D2868	Dark Blue	
1129A	Red Brown	
7106MB	Rouge	
D2876	Art Brown	
D2875	Dark Brown	
1118B	Dark Brown Tran.	
1115A	Dark Brown	
D2840	Intense Black	
D2342	Matt Black	
D2877	Black	
1061	Tracing Black	